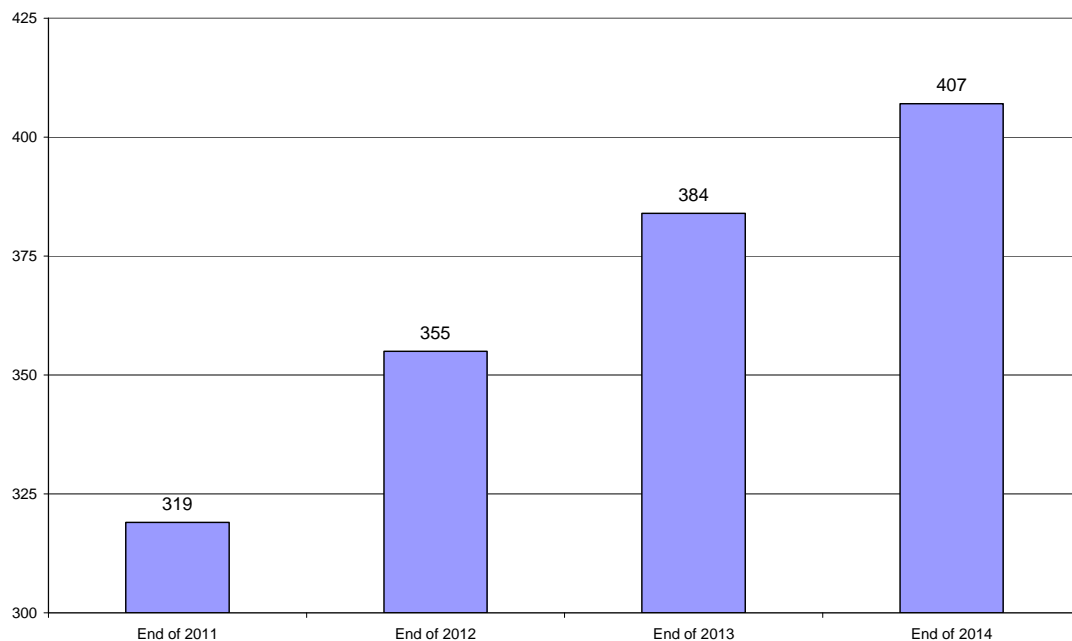


European Consortium for Political Research  
Standing Group on Voting Behaviour and Public Opinion  
in a comparative perspective  
Report on membership and website development in 2014

Ioannis Andreadis

This first report on membership and website development for the ECPR Standing Group on Voting Behaviour and Public Opinion in a comparative perspective has covered the years 2009-2011. Separate reports have covered years 2012 and 2013. All reports are available on the front page of the website. The current report is an update that covers the membership and website developments in 2014.

At the end of 2011 the Standing Group had 319 members. At the end of 2014 the Standing Group had 407 members. The development of the number of members over the last years is presented in Diagram 1.

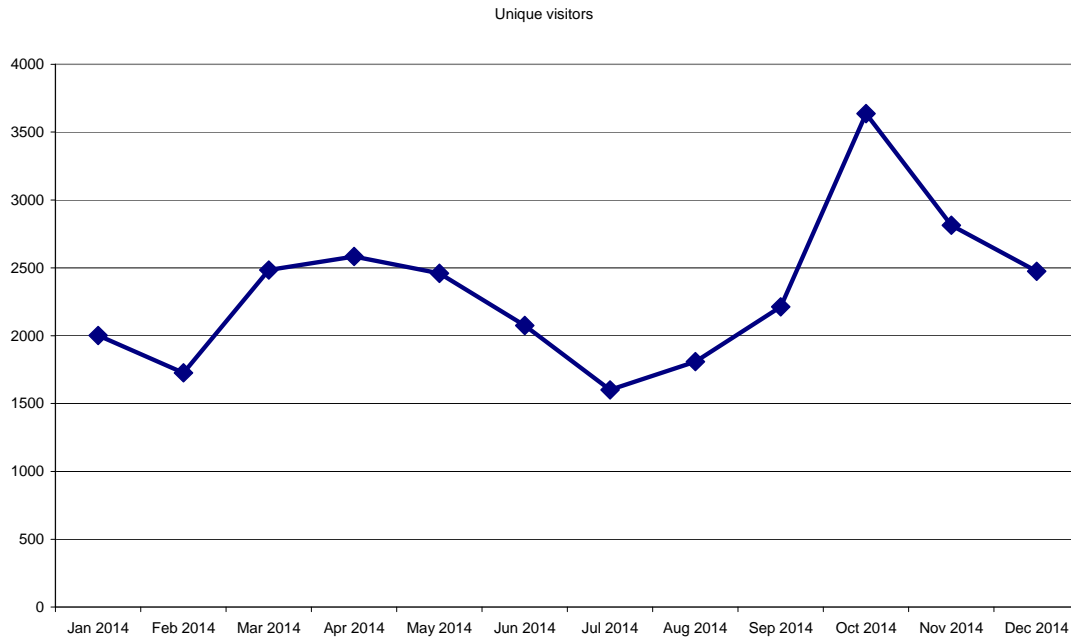


**Diagram 1 Development of the total number of members 2011-2014**

The website is maintained using the Drupal content management system. In order to keep the website secure and in good shape, Drupal has to be updated from time to time with the latest available version.

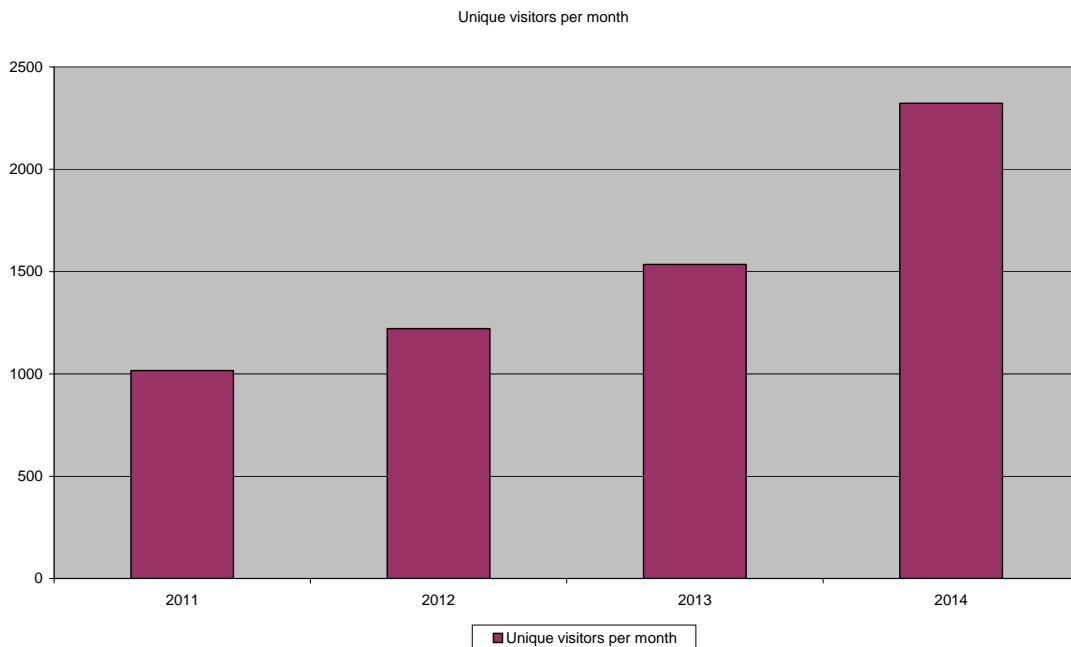
In the previous years, there used to be a big problem with large number of SPAM registrations. This problem was significantly reduced by the use of advanced CAPTCHA related methods, but it is not completely eliminated. There are still some SPAM registrations that are deleted by hand.

The website <http://povb-ecpr.org> enjoys significant traffic. In 2014 the website was visited by 27,877 unique visitors. The number of unique visitors per month in 2014 is presented in Diagram 2.



**Diagram 2 Development of unique visitors to povb-ecpr.org in 2014**

The monthly traffic figures indicate a significant increase over the previous years. Diagram 3 shows that the average number of unique visitors per month has increased from 1016 (for the period 2009-2011) to 1222 in 2012 (i.e. circa 20% increase), to 1535 in 2013 (i.e. circa 26% increase compared to 2012) and to 2323 in 2014 (i.e. circa 51% increase compared to 2013).



**Diagram 3 Development of unique visitors per month 2011-2014**